



**PILOT CAR**  
ELECTRIC VEHICLES



White



Black



Midnight Blue

## STREET LEGAL LOW SPEED VEHICLE

**LITHIUM  
POWERED**



**PERFORMANCE**  
Max. Speed 25 mph



**SAFETY STANDARDS**  
Meets FMVSS 500 and SAE  
Performance & Safety Standards



**RANGE**  
34 mi



**"0" EMISSION**  
100% Electric

State and/or local laws, rules or ordinances may require the consumer to add additional equipment or features for legal on-road usage.

Images may not reflect actual product sold.

**BACKUP CAMERA**



**2-POINT SEAT BELTS**



**REAR & SIDE MIRRORS**



**3RD BRAKE LIGHT**



**10" MEDIA SYSTEM & INDUCTIVE PHONE CHARGER**





## STANDARD EQUIPMENT

With its automotive-grade robust chassis and advanced technological features, Pilotcar, a masterpiece of European engineering, will redefine your driving experience.

- PC-4: 6 kW AC Motor
- PC-4 Lifted: 10 kW AC Motor
- Regenerative Brake
- 450A Control Unit
- Hill Start Assist
- Color Matched Suntop
- Onboard Charging Unit
- Electronic Parking Brake
- High Corrosion-Resistant Chassis
- Polycarbon Foldable Windshield
- Acoustic Vehicle Alerting System (AVAS)

## ACCESSORIES



### SECURITY GLASS WINDSHIELD WITH WIPER

Security glass provides enhanced safety, superior protection against impacts and durability, with a windshield wiper to ensure clear visibility in adverse weather conditions.



### SIDE STEP \*\*

The Side Step provides ease of access and added convenience while enhancing the vehicle's functionality and style.



### ALUMINUM CARGO BOX

A large, sturdy cargo box perfect for storing luggage, tools, beach gear, or other items to bring along for the journey.



### OFF-ROAD TIRES \*\*

Off-road tires deliver exceptional traction and durability, designed to conquer challenging terrains with ease and reliability.

\*\* Only Applicable for Vehicles Equipped w/ Lift Kit

State and/or local laws, rules or ordinances may require the consumer to add additional equipment or features for legal on-road usage.









YAMAHA IS THE EXCLUSIVE AUTHORIZED DISTRIBUTOR OF PILOTCAR IN THE U.S.

1270 Chastain Road NW  
Kennesaw, Georgia 30144  
1.866.747.4027 | YamahaGolfCar.com

Scan for more information about Pilotcar.



## PC-4: TECHNICAL SPECIFICATIONS

	<b>POWER</b>	ELECTRIC-48 V (AC)
	<b>Motor Power AC</b>	<b>PC-4:</b> 6 kW (8.20 hp) Rated, 12.46 kW (16.95 hp) Peak <b>PC-4 Lifted:</b> 10kW (13.60 hp) Rated, 22.43kW (30.50 hp) Peak
	<b>Battery</b>	UN38.3 compliant Lithium Battery Package (10.8 kWh / 210 Ah)
	<b>Charge Unit</b>	Onboard Charge Unit 85-240 VAC@12A 25A/48V
	<b>Motor Control Unit AC</b>	450 A - 600 A
	<b>ELECTRICAL SYSTEM</b>	
	<b>Motor</b>	48 V AC induction 3-phase high efficiency motor
	<b>Electronic Control Unit</b>	48 V high current capacity and protected programmable control unit
	<b>Charger</b>	48V-18A , 93% efficiency, programmable, current protection, onboard charge unit
	<b>Vehicle Harness</b>	Automotive-grade harness with IP67-rated protected connectors, high temperature and current resistance
	<b>STEERING &amp; SUSPENSION SYSTEM</b>	
	<b>Steering</b>	Self-compensating, double reduction, no lubrication required, helical rack and pinion <b>PC-4 Lifted:</b> Electric Power Steering (EPS)
	<b>Suspension Front</b>	Fully independent, automotive type, McPherson style strut suspension
	<b>Suspension Rear</b>	Semi independent, swing arm with coil springs over hydraulic shock absorbers
	<b>BRAKE SYSTEM</b>	
	<b>Service Brake</b>	4-wheel hydraulic disc brake system
	<b>Parking Brake</b>	Electromagnetic parking brake
	<b>BODY &amp; CHASSIS</b>	
	<b>Body</b>	Naturally colored Thermoplastic ABS White (PC-4), Midnight Blue, Black (PC-4 Lifted)
	<b>Chassis</b>	Automotive style steel frame with high corrosion resistance Sanding/E-coating/Static Wet Paint/ PVC Coating that meets ISO 9227 and ASTM B117 testing standards
	<b>PERFORMANCE</b>	
	<b>Max. Forward Speed</b>	25 mph
	<b>Max. Reverse Speed</b>	5 mph
	<b>Range</b>	<b>10.8 kWh (210 Ah) Lithium Battery Package</b> - 50 mi (When driven on a flat track)
	<b>Max. Gradeability</b>	25%
	<b>Charge Time</b>	<b>10.8 kWh (210 Ah) Lithium Battery Package</b> 80% - 4 hrs   100% - 6 hrs
	<b>Turning Radius</b>	14.1 ft
	<b>GENERAL</b>	
	<b>Curb Weight</b>	Standard Vehicle with Lithium Battery Package - 1380 lbs
	<b>Passenger Capacity</b>	4+2 Passenger
	<b>Load Capacity</b>	1323 lbs
	<b>Tire Dimensions</b>	<b>PC-4:</b> 20.5 x 8-10 (6 ply) <b>PC-4 Lifted:</b> 22 x 9.50-10 Off-Road Tire
	<b>DIMENSIONS</b>	Standard Vehicle without Options
	<b>Length</b>	145.8 in
	<b>Width</b>	47.8 in
	<b>Height</b>	<b>PC-4:</b> 75.7 in <b>PC-4 Lifted:</b> 81.7 in**
	<b>Wheelbase</b>	97.6 in
	<b>Ground Clearance</b>	<b>PC-4:</b> 4.3 in <b>PC-4 Lifted:</b> 10.3 in**
	<b>WARRANTY</b>	
	<b>Warranty</b>	2 years full warranty (Except wearable items) 5 years limited warranty (Motor and motor control unit) 70% performance at min. 4000 cycles for lithium battery package (Applied only when all maintenances and fixes done by authorized dealers)