

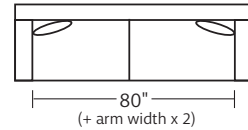
MODERN U | CHOOSE

Choose a Frame

Each arm will come standard with (1) 22" knife edge toss pillow. Corner comes with (2) 22" knife edge throw pillows.

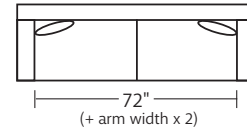
ALL Luxe depths come with kidney pillows that match body fabric

Style	Overall Depth	Overall Height	Inside Depth	Seat Height	Arm Height
Standard	42"	36"	22"	20"	23"
Luxe	45"	36"	22" w/ Kidney 25" w/o Kidney	20"	23"



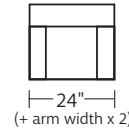
- SOFA 80"**
- Standard: U390505
- Luxe: U391505

Cushion configuration options:
 2 backs over 2 seats
 2 backs over 1 bench seat

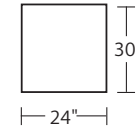


- APARTMENT SOFA 72"**
- Standard: U390501
- Luxe: U391501

Cushion configuration options:
 2 backs over 2 seats
 2 backs over 1 bench seat
 Queen Sleeper Option Available (Standard Depth Only)

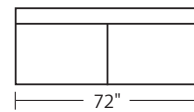


- CHAIR**
- Standard: U390503
- Luxe: U391503
- Swivel Option Available (Standard and Luxe Depths)



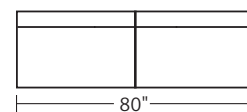
- OTTOMAN 24" x 30"**
- Standard: U390504

SECTIONAL GROUP



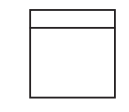
- ARMLESS LOVESEAT 72"**
- Standard: U390510XL
- Luxe: U391510XL

Cushion configuration options:
 2 backs over 2 seats
 Queen Sleeper Option Available (Standard Depth Only)

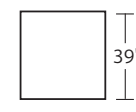


- ARMLESS SOFA 80"**
- Standard: U390510XS8
- Luxe: U391510XS8

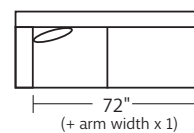
Cushion configuration options:
 2 backs over 2 seats



- ARMLESS CHAIR**
- Standard: U390510XC
- Luxe: U391510XC

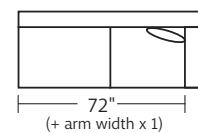


- SECTIONAL OTTOMAN**
- Standard: U390510OTT
- Luxe: U391510OTT



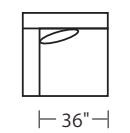
- LOVESEAT LAF**
- Standard: U390510LL
- Luxe: U391510LL

Cushion configuration options:
 2 backs over 2 seats
 Queen Sleeper Option Available (Standard Depth Only)



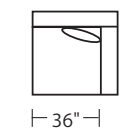
- LOVESEAT RAF**
- Standard: U390510RL
- Luxe: U391510RL

Cushion configuration options:
 2 backs over 2 seats
 Queen Sleeper Option Available (Standard Depth Only)



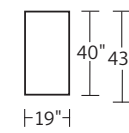
- CHAIR LAF**
- Standard: U390510LCR
- Luxe: U391510LCR

Cushion configuration options:
 2 backs over 2 seats
 Queen Sleeper Option Available (Standard Depth Only)

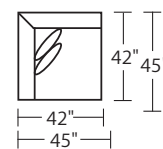


- CHAIR RAF**
- Standard: U390510RCR
- Luxe: U391510RCR

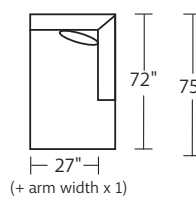
Cushion configuration options:
 2 backs over 2 seats
 Queen Sleeper Option Available (Standard Depth Only)



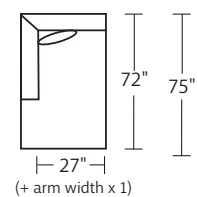
- BUMPER**
- Standard: U390A510B
- Luxe: U390B5810B
- Includes tray in dark brown finish only. Tray adds 2" to width. Bumper height with tray is 23". Bumper height without tray is 22"



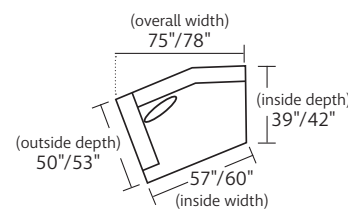
- ARMLESS CORNER**
- Standard: U390510XCC
- Luxe: U391510XCC



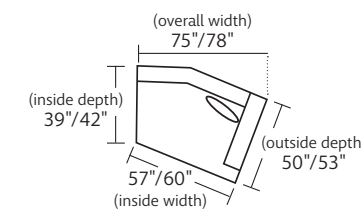
- CHAISE RAF**
- Standard: U390510RCH
- Luxe: U391510RCH



- CHAISE LAF**
- Standard: U390510LCH
- Luxe: U391510LCH



- CUDDLE CHASE LAF**
- Standard: U390510LCD
- Luxe: U391510LCD



- CUDDLE CHASE RAF**
- Standard: U390510RCD
- Luxe: U391510RCD

Choose Arm Style



- 6" TRACK ARM**
- Increase inside width by 6" per arm to get overall width ARM-010



- 8" TRACK ARM**
- Increase inside width by 8" per arm to get overall width ARM-011



- REVERSE KEY ARM**
- Increase inside width by 9" per arm to get overall width ARM-012
- Reduces arm height by 3/4"



- TUSK ARM**
- Increase inside width by 6" per arm to get overall width ARM-013



- PADDED TRACK ARM**
- Increase inside width by 6" per arm to get overall width ARM-014



- 8" SOCK ARM**
- Increase inside width by 8" per arm to get overall width ARM-015

Choose Cushion Core



- UNI-BLEND**
- (Standard)



- SPRING DOWN**
- (Upcharge)



- ULTRA PLUSH**
- (Hypoallergenic Option)
- (Upcharge)

Choose Back Fill

CHOICE OF BACK CUSHION FILL

- Blown dacron (standard)
- Blend down (upgrade)

Choose Leg Style



- S. BLOCK LEG 6"**
- Base-1061



- S. TAPERED LEG 6"**
- Base-1063



- HIDDEN LEG BASE-1065**

- W. BLOCK LEG 8"**
- Base-1062

- W. TAPERED LEG 8"**
- Base-1064

Choose a Queen Mattress




- MEMORY FOAM**
- (Standard)

- AIR DREAM**
- (Upcharge)

Choose Leg Finish




- ONYX**
- Fin-1001




- ESPRESSO**
- Fin-1002




- NATURAL**
- Fin-1003



- BROWNSTONE**
- Fin-1004



- SAND**
- Fin-1005



- SLATE**
- Fin-1006



- PICKET FENCE**
- Fin-1007

Notes: Kidney pillows will be same fabric as body. 1/2" - 1" variance on all upholstery dimensions provided.

universalfurniture.com

Customer Name: _____ PO #: _____ Total Quantity: _____ Body Fabric: _____ Name: _____ Code: _____ Tier: _____
 Account #: _____ Order Date: _____ Rep Name: _____ Pillow Fabric: _____ Name: _____ Code: _____ Tier: _____